


A.I.M. Transfer Factor

Anti-Aging, Immunity & Metabolism Transfer Factor Formula



When we hear about “super bugs”, super flus, free radical damage to cells and, age or stress related disease, it’s overwhelming. It would seem like you would need a shopping cart full of supplements to stem the negative effects.



We all know that the immune system is our defense against illness and disease. For most of us however, our immune system is the proverbial 98 pound weakling fighting a 400-pound Sumo Wrestler.

We need to improve the odds.

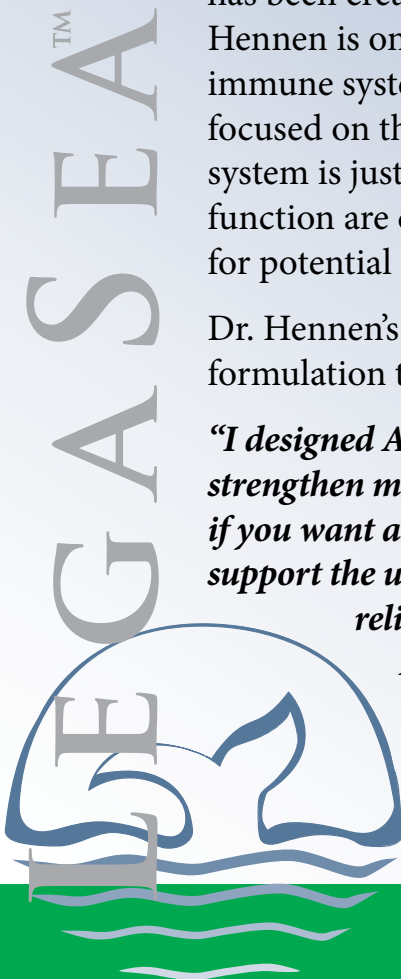
Thanks to the research of a brilliant bio-chemist, Dr. William Hennen, a formulation has been created that aids the body’s natural resources to come to your defense. Dr. Hennen is one of the world’s pre-eminent authorities on Transfer Factors and the immune system. In his earlier Transfer Factor formulations, Dr. Hennen primarily focused on the immune system. Contemporary science tells us that the immune system is just part of the story. Proper anti-oxidant function and efficient metabolic function are critical in reducing the stress on the immune system and setting the stage for potential anti-aging effects on the body.

Dr. Hennen’s years of research culminate in this formulation that aids your body to truly be ALIVE!

“I designed A.I.M. Transfer Factor to support and strengthen multiple body systems. Research shows that if you want a strong immune system that you must support the underlying systems that the immune system relies on.

A body builder does not just work the biceps, they strengthen all of the underlying muscle groups. Think of this as your health’s personal trainer.”

– Dr. Bill Hennen





The story begins at birth; the birth of the food chain and the birth of humans.

Colostrum This is the first milk that all mammals make when they give birth. The newborn is thrust from a warm, safe environment into a hostile environment and has yet to develop immunities. Nature comes to the rescue. The colostrum is a cocktail of nutrients that transfer the mother's immunities to the newborn, as well as a host of other important factors.

Transfer Factor Transfer Factors are small immune messenger molecules that are produced by higher organisms. Prior to delivering a baby, the expectant mother concentrates lymphocytes in her mammary glands. These lymphocytes are ruptured at the time of parturition, releasing the transfer factors. These Transfer Factors are combined with oligosaccharides (in the case

of humans and elephants), and proline rich polypeptides and antibodies to form a natural, immunizing cocktail called colostrum. Infants who are not breast-fed consistently show a greater susceptibility to infections and allergies. Research has shown that we can utilize the Transfer Factors from bovine colostrum. These Transfer Factors help focus the immune response and strengthen and educate the immune system for optimal performance.

Human Milk Oligosaccharides One of the most important elements missing from bovine colostrum is human milk oligosaccharides. Human milk oligosaccharides comprise a major component of human milk. This fraction contains thousands of individual components, most of which contain a significant amount of L-fucose. Each specific oligosaccharide appears designed to inhibit a specific pathogen.^{1, 2}

Human milk contains 10 to 100 times more free oligosaccharides than found in the milk or colostrums of common domestic animals. Only elephants produce comparable levels of oligosaccharides in their colostrums.³ These milk oligosaccharides may be one of nature's anti-aging mechanisms. But, if we cannot get it from humans or cows, where can we find it? Again, nature to the rescue. We find it in the earth's oceans.


Marine Phytoplankton This is the first food on earth. Marine phytoplankton is a microscopic plant that grows in the ocean and is the basis for the rest of the food chain. It is a complete whole food that contains 400 times the energy of any known plant on the planet. It helps feed and detoxify the cells. It is also a powerful antioxidant. A study by the University of Utah School of Medicine, states that marine phytoplankton also benefits the immune system by supporting the T-cells. Marine phytoplankton has been named "Mother Nature's Milk" as it supplies everything needed to sustain life. Many of the world's largest animals live on marine phytoplankton up to two hundred years.

Fucoxanthin Fucoxanthin is a family of fucoxanthin-containing oligosaccharides produced by brown seaweed. Fucoxanthin has been revered in part because its healing properties are comparable to human milk. The benefits of fucoxanthin have been reported in more than 700 scientific studies worldwide. Fucoxanthin has been shown to promote optimal health utilizing a variety of pathways including optimizing the natural killer cell (NK) function, which is your first line of immune defense, and promotes a healthy immune response by increasing macrophage production.



Thymic Factors What is immune intelligence? The functions of the immune system parallel those of the brain. The immune system must recognize changes in its environment, make judgments regarding how to react to these changes, and then remember what it has experienced and how it has solved the problem previously.

If the immune system is intelligent, what would be its brain? The gland that most serves this function is the thymus. The thymus helps us distinguish self from non-self. It is the place where the T-cells are matured. The T-cells in turn direct the rest of the immune system response. The undeveloped thymus of an infant matures and reaches its maximum ability at the time of puberty. After this time there is a gradual decline in thymic function. Therefore an aged individual may only have 10% of his or her maximum thymic function remaining. The addition of Thymic Factors to the formula helps the immune system retain its "intelligence" function.



The Sumo Wrestler is warming up for the fight. Utilizing the listed ingredients, we have focused and strengthened our 98-pound weakling's immune system. He feels more energy but he is still moving slow. Although the immune system is responding strongly, there remains a problem. Cellular damage taking place and the metabolic/detoxification functions have been ignored to divert resources to the immune system for the daily fight for survival.

Again, Mother Nature comes through with the following ingredients:

Growth Factors derived from colostrum, support multiple regenerative effects.

Glutamine is the most abundant amino acid in the body and is critical for human health.

Resveratrol has been shown to have many beneficial anti-aging effects, even at low doses.⁴

Agaricus is highly valued for its richness in beta-glucans and has demonstrated strong immunomodulating properties.^{5,6}

Alpha Lipoic acid is a natural antioxidant.

Bioperine® is a standardized extract from black pepper or *Piper longum* L. The active component, piperine, is recognized most for its enhancement of the bioavailability of many nutrients

Chaga (*Inonotus obliquus* L) is one of nature's oldest medicinal herbs.

Cordyceps (*Cordyceps sinensis* Berk) is another of the medicinal mushrooms that is growing in recognition for its many health-enhancing benefits including immunomodulating activity.⁷

Curcumin is the yellow component of the spice turmeric. Studies show curcumin exhibits varied immunomodulatory actions; by taking curcumin and piperine at the same time.^{8,9}

Indian Bread (*Poria Cocos* Schw.) is a respected mushroom for which studies have shown support of effective recognition and response to abnormal cell development.^{10,11,12,13}

Lactoferrin (LF) belongs to the family of iron-binding proteins. Twentyfive years of research have shown LF to have a wide spectrum of immune-function enhancing properties.^{14,15,16,17}

Maitake (*Grifola frondosa* Dicks) mushrooms contain grifolan, an important beta-glucan polysaccharide that has been shown to strengthen immune recognition and response to potentially harmful microbes.¹⁸

Pomegranate Extract is rich with phytonutrients known to provide multiple health benefits.,

Proline-Rich Polypeptides have been shown to promote T-cell maturation, recruit suppressor (regulatory) T-cells, prevent allergic inflammation in humans, and inhibit autoimmune disorders.^{19,20,21}


Quercetin is among the most active of the flavonoids. Among other benefits, it demonstrates potent antioxidant activity.²²

Shiitake (*Lentinus edodes* Berk) contains a polysaccharide compound called lentinan that has been shown to demonstrate immunomodulatory properties.²³

Turkey Tails (*Trametes versicolor* L.) Studies of the physiological effects of this mushroom demonstrate that among other things it acts as an immunomodulator of NK cells and an activator.^{24,25,26}

Vitamin D, once thought of primarily as the preventative for rickets and important for bone health, is now known to influence many fundamental physiological processes, from maintaining the health of our genes to multiple aspects of effective immune system function.²⁷

Zinc plays a vital role in more than 300 enzymatic and biological processes, and is considered a major element in assuring the correct functioning of an organism from the earliest embryonic stages to the last periods of life.^{28,29}



The Sumo Wrestler, representing all of the things that attack and stress the immune system, is warmed up for the fight. He looks over at the once 98-pound weakling's immune system and notices that it's moving fast; jabbing, ducking, doing combination attacks. Still, the Sumo smiles; he's bigger and is ready to crush his smaller opponent.

What the Sumo doesn't realize is that his opponent's immune system is not only fast, agile and strong, it's smart, well trained and... taking A.I.M.

A.I.M. Transfer Factor with: **Anti-Aging** and **Anti-Oxidant** components, working efficiently and repairing damage, the **Immune** system is focused, strong and efficient, and **Metabolic** components are reducing stress on your system and increasing energy.

References

1. Neonatal protection by an innate immune system of human milk consisting of oligosaccharides and glycans. Newburg DS. *J Anim Sci.* 2008 Nov 21.
2. Human milk glycans protect infants against enteric pathogens. Newburg DS, Ruiz-Palacios GM, Morrow AL. *Annu Rev Nutr.* 2005;25:37-58.
3. Boehm G, Stahl B. Oligosaccharides. In: Mattila-Sandholm T, editor. *Functional dairy products.* Cambridge: Woodhead Publishers; 2003. p. 203-43.
4. A low dose of dietary resveratrol partially mimics caloric restriction and retards aging parameters in mice. Barger JL, Kayo T, Vann JM, et al. *PLoS ONE.* 2008 Jun 4;3(6):e2264.
5. Immunomodulating Activity of *Agaricus brasiliensis* KA21 in mice and in human volunteers. Liu Y, Fukuwatari Y, Okumura K, et al. *Evid Based Complement Alternat Med.* 2008 Jun;5(2):205-219.
6. Tumor-specific cytotoxic and immunopotentiating effects of relatively low molecular weight products derived from the basidiomycete, *Agaricus blazei* Murill. Fujimiya Y, Suzuki Y, Katakura R, Ebina T. *Anticancer Res.* 1999 Jan-Feb;19(1A):113-8.
7. The scientific rediscovery of an ancient Chinese herbal medicine: *Cordyceps sinensis*: part I. Zhu JS, Halpern GM, Jones K. *J Altern Complement Med.* 1998 Fall;4(3):289-303. Part II. *J Altern Complement Med.* 1998 Winter; 4(4):429-57.
8. Immunomodulatory activity of curcumin: suppression of lymphocyte proliferation, development of cell-mediated cytotoxicity, and cytokine production in vitro. Gao X, Kuo J, Jiang H, et al. *Biochem Pharmacol.* 2004 Jul 1;68(1):51-61.
9. Antidepressant activity of curcumin: involvement of serotonin and dopamine system. Kulkarni SK, Bhutani MK, Bishnoi M. *Psychopharmacology (Berl).* 2008 Dec;201(3):435-42. Epub 2008 Sep 3.
10. Triterpene acids from *Poria cocos* and their anti-tumor-promoting effects. Akihisa T, Nakamura Y, Tokuda H, et al. *J Nat Prod.* 2007 Jun;70(6):948-53.
11. Growth-inhibitory effects of a beta-glucan from the mycelium of *Poria cocos* on human breast carcinoma MCF-7 cells: cell-cycle arrest and apoptosis induction. Zhang M, Chiu LC, Cheung PC, Ooi VE. *Oncol Rep.* 2006 Mar;15(3):637-43.
12. Induction of apoptosis in prostate cancer cells by pachymic acid from *Poria cocos*. Gapter L, Wang Z, Glinski J, Ng KY. *Biochem Biophys Res Commun.* 2005 Jul 15;332(4):1153-61.
13. Cytotoxic and antioxidant activities of Lanostane-Type Triterpenes isolated from *Poria cocos*. Zhou L, Zhang Y, Gapter LA, et al. *Chem Pharm Bull (Tokyo).* 2008 Oct;56(10):1459-62.
14. A structural framework for understanding the multifunctional character of lactoferrin. Baker E, Baker H. *Biochimie* 2009 91 3-10.
15. Immunomodulatory effects of lactoferrin on antigen presenting cells. Puddu P, Valenti P, Gessani S. *Biochemi* 2009 91 11-18.
16. Antimicrobial properties of lactoferrin. Jenssen H, Hancock R. *Biochimie* 91 (2009) 19-29.
17. Twentyfive years of research on bovine lactoferrin applications. Tomita M, Wakabayashi H, Shin K, et al. *Biochimie* 2009 91 52-57.
18. Inhibition of hepa titis B virus by D-fraction from *Grifola frondosa*: synergistic effect of combination with interferon-alpha in HepG2 2.2.15. Gu CQ, Li J, Chao FH. *Antiviral Res.* 2006 Nov;72(2):162-5.
19. A proline-rich polypeptide from bovine colostrum: colostrinin with immunomodulatory activity. Zimecki M. *Adv Exp Med Biol.* 2008;606:241-50.
20. A proline-rich polypeptide from bovine colostrum: colostrinin with immunomodulatory activity. Zimecki M, Kruzel ML. *J Exp Ther Oncol.* 2007;6(2):89-106.
21. Colostrinin decreases hypersensitivity and allergic responses to common allergens. Boldogh I, Aguilera-Aguirre L, Bacsi A, Choudhury BK, Saavedra-Molina A, Kruzel M. *Int Arch Allergy Immunol.* 2008;146(4):298-306.
22. Antioxidant effects of quercetin and coenzyme Q10 in mini organ cultures of human nasal mucosa cells. Reiter M, Rupp K, Baumeister P, et al. *Anticancer Res.* 2009 Jan;29(1):33-9.
23. Characterization and immunomodulating activities of polysaccharide from *Lentinus edodes*. Zheng R, Jie S, Hanchuan D, Moucheng W. *Int Immunopharmacol.* 2005 May;5(5):811-20.
24. The immunomodulator PSK induces in vitro cytotoxic activity in tumour cell lines via arrest of cell cycle and induction of apoptosis. Jiménez-Medina E, Berruguilla E, Romero I, et al. *BMC Cancer.* 2008 Mar 24;8:78.
25. Activation of human natural killer cells by the protein-bound polysaccharide PSK independently of interferon and interleukin 2. Kariya Y, Inoue N, Kihara T, et al. *Immunol Lett.* 1992 Feb 15;31(3):241-5.
26. Protein-bound polysaccharide (PSK) induces cytotoxic activity in the NKL human natural killer cell line. Pedrinaci S, Algarra I, Garrido F. *Int J Clin Lab Res.* 1999;29(4):135-40.
27. Emerging roles of vitamin D: More reasons to address widespread vitamin D insufficiency. Harris S. *Molecular Aspects of Medicine* 29 (2008) 359-60.
28. Zinc, metallothioneins, immune responses, survival and aging. Mocchegiani E, Muzzioli M, Giacconi R. *BioGerontology* 2000 1: 133-143.
29. Zinc, human diseases and aging. Fabris N, Mocchegiani E. *Aging (Milano).* 1995 Apr;7(2):77-93.